

PRESSURE REGULATORS

Master Pneumatic regulators are made in a wide range of sizes to suit nearly all industrial requirements for pneumatic pressure regulation. Good pressure regulation is essential to the efficient use of pneumatic equipment. A compressor may supply air at 150 psig, but most of the equipment will operate best at lower pressures. A cylinder, for example, may develop sufficient force for its purpose with 50-psig air. Remember that compressed air is costly, so using higher air pressure than necessary is wasteful, and may also shorten the life of the cylinder. A general purpose pressure regulator is the answer for greater economy and efficiency.



Regulators are of two basic designs. Piston design provides highest air flow; diaphragm design provides high sensitivity and quick response. All regulators are self-relieving, but a non-relieving option is available. A pressure gauge is standard, and gauge ports are at the front and the rear of each unit.

In addition there are precision regulators in all port sizes for applications demanding extra precision in the regulation of air pressure, plus regulators for remote, external piloting.

MODULAR or INLINE MOUNTING

SENTRY, GUARDSMAN, SERIES 350, SERIES 380, and **Full-Size VANGUARD** regulators are of modular design. Regulators are connected to filters or lubricators by special modular connectors which seal the faces between units. They may also be inline mounted with pipe nipples. **MINIATURE** and **High-Capacity VANGUARD** regulators are inline mounted only.

SENTRY REGULATORS

Port sizes 1/8 and 1/4 or fittings for tubing up to 10 mm. Modular units have durable plastic, corrosion-resistant bodies. A non-relieving version can be used with water, oil, and many other liquids.

GUIDE to REGULATORS and SERVO VALVES

REGULATOR SERIES	MODULAR	PORTS	PAGES
SENTRY †			
General Purpose R10M, R11M models	yes	1/8, 1/4	134-135
Water Pressure R13M, R14M models	yes	1/8, 1/4	196-197
External piloted PR11M models	yes	1/8, 1/4	166-167
MINIATURE			
General Purpose R55M, R56M models	no	1/8, 1/4	136-137
Stainless Steel R56S models	no	1/4	138-139
Precision R57M models	no	1/8, 1/4	158-159
Externally Piloted PR56M models	no	1/8, 1/4	168-169
Water Pressure R53MB, R54MB models	no	1/8, 1/4	198-209
Relief Valves RV56 models	no	1/8, 1/4	164-201
CO ₂ Miniature relief valve CX models	no	1/8, 1/4	202-203
CO ₂ Miniature CX models	no	1/8, 1/4	140-141
High pressure model	no	1/8, 1/4, 3/8	146-147
GUARDSMAN			
General Purpose R60 models	yes	1/4, 3/8, 1/2	142-143
GUARDSMAN II			
General Purpose R75 models	yes	1/4, 3/8, 1/2	144-145
350 SERIES			
General Purpose R350 models	yes	1/4, 3/8, 1/2	148-149
Full-Size VANGUARD			
General Purpose R100 models	yes	1/4, 3/8, 1/2, 3/4	150-151
Precision IR100 models	yes	1/4, 3/8, 1/2, 3/4	162-163
External Pilot PR100 models	yes	1/4, 3/8, 1/2, 3/4	174-175
High relief externally pilot HPR100	no	1/4, 3/8, 1/2, 3/4	178-179
External relief pilot PRH100 models	yes	1/4, 3/8, 1/2, 3/4	176-177
Full-Size SERIES 380			
General Purpose R380 models	yes	3/8, 1/2, 3/4	152-153
Precision IR380 models	yes	3/8, 1/2, 3/4	160-161
External pilot PR380 models	yes	3/8, 1/2, 3/4	170-171
External relief pilot PRH380 models	no	3/8, 1/2, 3/4	172-173
High-Flow VANGUARD			
General Purpose R180, M models	no	3/4, 1, 1-1/4, 1-1/2	154-157
Precision IR180M models	no	3/4, 1, 1-1/4, 1-1/2	164-165
External Pilot PR180M models	no	3/4, 1, 1-1/4, 1-1/2, 2	180-181
External Pilot R200 models	no	1-1/2, 2	186-187
External pilot PR300 models	no	3	194-195
High-relief externally pilot HPR180	no	3/4, 1, 1-1/4	184-185
External relief pilot PRH180m models	no	3/4, 1, 1-1/4, 1-1/2	182-183
Electro-Pneumatic Servo Valves	no		204-206

† Also available with quick-connect tube fittings up to 10 mm.

MINIATURE REGULATORS

Port sizes 1/8, 1/4. Aluminum-bodied units for inline mounting. Same performance characteristics as the **SENTRY** models. Brass or stainless steel bodies, and water pressure models are also available.

PRECISION MINIATURE regulators are available to provide outstanding pressure control at relatively low cost. A large diaphragm area gives high sensitivity, and a small valve seat gives greater precision and little variation in outlet pressure from fluctuations in supply pressure. With an inlet pressure of 100 psig (7 bar), repeatability is within 1/4 psig. Regulated pressure range is 0–60 psig (0–4.1 bar). Optional springs allow other pressure ranges.

GUARDSMAN REGULATORS

Port sizes 1/4, 3/8, 1/2. Modular units in a balanced-valve, piston design with very quick response for fast-cycling valves and cylinders. Two sub-series: **R60** models with durable plastic dome, and **R75** models with high-strength metal dome for more severe environments. Regulation performance is essentially the same.

SERIES 350, SERIES 380 and VANGUARD REGULATORS

Port sizes 1/4 to 3/4. Modular units with diaphragm design for sensitivity and accurate pressure regulation. An adjustment-locking key to prevent tampering is standard.

Full-Size **VANGUARD SERIES 350**, and **SERIES 380 PRECISION** regulators are also available. They are of diaphragm design, and were developed to give superior torque control with pneumatic tools. However, they are well suited to many other applications because of their ability to regulate very high air flows with great precision. They will hold regulated pressure within 3 psig (0.2 bar), and repeatability is within 0.5 psig (0.034 bar). For torque control and applications that cannot tolerate over-pressurization, regulated pressure can be limited to 85 psig (5.9 bar). Air from a constant bleed, which is important to the precision of these units, is normally inaudible.

HIGH-FLOW VANGUARD REGULATORS

Port sizes 3/4 to 1-1/2. Inline mounting and piston design are featured in these high-air-flow models. An adjustment-locking key to prevent tampering is standard.

PRECISION High-Capacity regulators are also available. They are of diaphragm design, and have essentially the same precise operating characteristics as the Full-Size **VANGUARD** precision regulators described above. Their larger port sizes, however, make them the choice for very high-air-flow applications.

EXTERNALLY PILOTED REGULATORS

Regulators operated with external pilots are as precise as the external pilot regulators used. A 1/4" R55M pilot regulator (or R57M precision model) provides an accurately controlled air spring for excellent regulation. The pilot control regulator can be installed at a distance from the main regulator for convenience in making adjustments.



Full-Size **VANGUARD PRH100** modular external relief piloted regulators use a diaphragm design for high sensitivity. They provide air flows up to 160 scfm (94 l/s) in applications where low pressure drop and/or remote adjusting are desired.

High-Flow PR180 VANGUARD external piloted regulators and **High-Flow PRH180 VANGUARD** external relief piloted regulators are of diaphragm design, and provide air flows up to 600 scfm (284 l/s).

High-Flow R200 VANGUARD Regulators provide air flows up to 1000 scfm (474 l/s). For fast response, good sensitivity, and long service life they employ a piston traveling in a hard-anodized, Teflon-impregnated, metal cylinder. A high-flow, self-relieving valve is built into the main regulator.

RELIEF VALVES

Relief valves are set for a desired maximum system pressure, and inserted in a tee downstream of regulated pressure to prevent over-pressurization of the system beyond the relief valve setting. Relief valves are adjustable from 1 to 125 psig (0.07 to 8.6 bar). Optional springs are available for other pressure ranges. If pressure exceeds the relief valve setting it will dump system air to atmosphere or to a valve to provide a warning signal.



Port sizes 1/8 and 1/4. A pressure gauge is standard equipment.

ELECTRO-PNEUMATIC SERVO VALVES



Electro-pneumatic servo valves employ the latest in closed loop control technology. Flow rate is typically one scfm, but when used with a volume booster a flow rate in excess of 1,000 scfm can be achieved.

MINIATURE Relief Valves

RV56 Models Port Sizes: 1/8, 1/4



Model Shown: RV56-2G

- ◆ Inline mounting.
- ◆ Diaphragm-type design.
- ◆ Pressure gauge.
- ◆ NPTF port threads; optional BSPP threads.

SPECIFICATIONS

Ambient/Media Temperature:

40° to 125°F (4° to 52°C).

Body: Aluminum.

Dome and Knob: Glass Filled Nylon and Acetal.

Fluid Media: Compressed air.

Relieving Range: 1 to 100 psig (0.07 to 6.9 bar).

Maximum Relief Flow Range:

10 to 30 scfm (4.7 to 14 l/s) with a pressure differential of 10 to 15 psi (0.7 to 1 bar).

Minimum Relief Flow: 5 ml/minute.

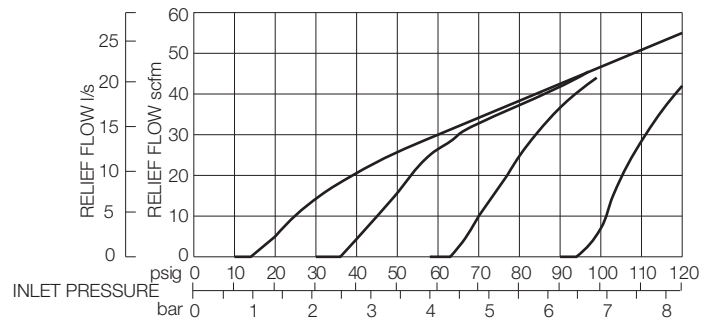
Pressure Gauge: 0 to 160 psig (11 bar); 1-1/2 inch dial face; 1/8 NPT gauge ports front and rear.

Panel Mounting: 1-3/16 inch (30 mm) hole required.

Seals: Nitrile.

Maximum Inlet Pressure: 300 P.S.I.

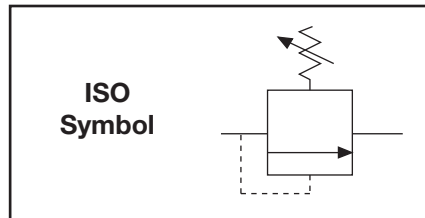
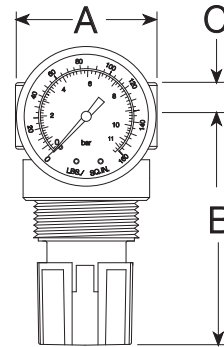
FLOW CHART



DIMENSIONS inches (mm)

				Weight †
A	B	C	Depth †	lb (kg)
1.6 (41)	2.7 (68)	0.4 (10)	1.6 (41)	0.38 (0.16)

† Less gauge.



ORDERING INFORMATION

Change the letters in the sample model number below to specify the relief valve you want.

RV56 - 2 Y G W

PORT SIZE

- 1/8 NPTF..... 1
- 1/4 NPTF..... 2

OPTIONS

None..... Leave Blank

Springs: (0-100 psig standard)

For optimum performance operating pressure should fall approximately in the middle of the spring range.

- 0-125 psig (0-8.6 bar) H
- 0-50 psig (0-3.4 bar) L
- 0-15 psig (0-1.0 bar) L15
- 0-30 psig (0-2.1 bar) L30

PORT TYPE

- NPTF threads Leave Blank
- BSPP threads W

OPTIONS (More than one option can be chosen. Add in alphabetical order)

- Delete gauge Leave Blank
- 0-160 PSI Gauge G
- Plastic mounting nut P
- Metal mounting nut..... PN
- Hex plastic mounting nut PE

MOUNTING BRACKETS

See page 356.

CO₂ MINIATURE Relief Valve

CX (CO₂) Models Port Sizes: 1/8, 1/4



Model Shown: CX-2B0B2A0-2CG

- ◆ Inline mounting.
- ◆ Diaphragm-type design.
- ◆ Outstanding control at relatively low cost
- ◆ Pressure gauge optional.
- ◆ NPTF port threads; optional BSPP threads.

SPECIFICATIONS

Ambient/Media temperature:

-40° to 125°F (-40° to 52°C).

Body and dome: Aluminum. Optional anodized coating

Fluid media: CO₂, inert gases

Relieving range: 1-100 psig (0.07 to 6.9 bar). standard; other ranges are available.

Maximum relief flow range: 10 to 30 scfm (4.7 to 14 l/s) with a pressure differential of 10 to 15 psi (0.7 to 1 bar).

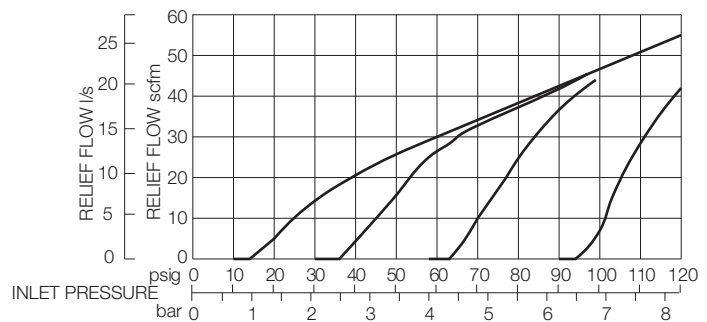
Pressure gauge: 0 to 160 psig (11 bar); 1/8 NPT gauge ports front and rear. Optional gauges sold separately.

Panel mounting: 1-3/16 inch (30 mm) hole required.

Seals: Neoprene seals, o-rings and diaphragm.

Maximum inlet pressure: 250 psi

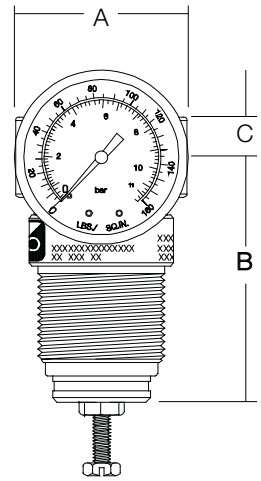
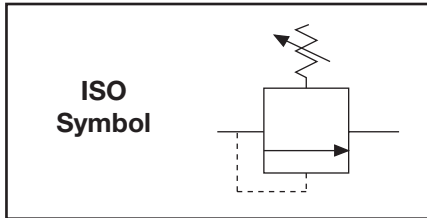
FLOW CHART



DIMENSIONS inches (mm)

				Weight †
A	B	C	Depth †	lb (kg)
1.6 (41)	2.28 (58)	0.4 (10)	1.6 (41)	0.30 (0.14)

† Less gauge.



ORDERING INFORMATION

Change the letters in the sample model number below to specify the CO₂ relief valve you want.

CX- 2 A 0 B 2 A 0- 2 C G W

ANODIZED TYPE

None A
Clear Anodized head and B
dome.

DOMES TYPE

Threaded metal dome 0
Stainless steel adjustment screw and
stainless steel nut.
Threaded plastic dome 1
standard adjustment knob.
Non threaded metal dome 3
Stainless steel adjustment screw and
stainless steel nut. (cannot be used with
panel mount nut)

O-RING AND SEAL MATERIAL

Neoprene seals, o-rings, 2
and diaphragm.
Nitrile seals, o-rings and 1
diaphragm.

GAUGE OPTION

No Gauge Leave blank
Gauge 0-160 psig G

PORT TYPE

NPTF threads Leave blank
BSPF threads W

SPRING RANGES

0-250 psig (0-17.3 bar) J
0-125 psig (0-8.6 bar) C
0-50 psig (0-3.4 bar) D
0-15 psig (0-1 bar) F
0-30 psig (0-2.1 bar) H

PORT SIZE

1/8-NPTF 1
1/4-NPTF 2

PANEL MOUNT NUTS

None A
Plastic nut B
Plastic hex nut C
Metal nut * D

* If anodize is chosen, then panel
mount nut will be the same color.