

# CO<sub>2</sub> MINIATURE Relief Valve

# CX (CO<sub>2</sub>) Models Port Sizes: 1/8, 1/4



Model Shown: CX-2B0B2A0-2CG

- ◆ Inline mounting.
- ◆ Diaphragm-type design.
- ◆ Outstanding control at relatively low cost
- ◆ Pressure gauge optional.
- ◆ NPTF port threads; optional BSPP threads.

## SPECIFICATIONS

### Ambient/Media temperature:

-40° to 125°F (-40° to 52°C).

**Body and dome:** Aluminum. Optional anodized coating

**Fluid media:** CO<sub>2</sub>, inert gases

**Relieving range:** 1-100 psig (0.07 to 6.9 bar). standard; other ranges are available.

**Maximum relief flow range:** 10 to 30 scfm (4.7 to 14 l/s) with a pressure differential of 10 to 15 psi (0.7 to 1 bar).

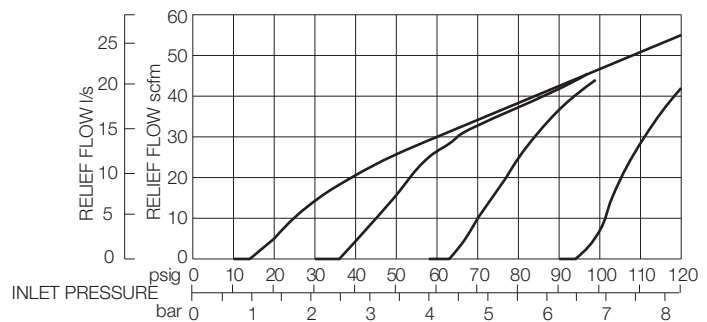
**Pressure gauge:** 0 to 160 psig (11 bar); 1/8 NPT gauge ports front and rear. Optional gauges sold separately.

**Panel mounting:** 1-3/16 inch (30 mm) hole required.

**Seals:** Neoprene seals, o-rings and diaphragm.

**Maximum inlet pressure:** 250 psi

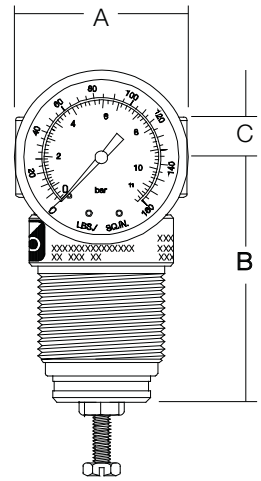
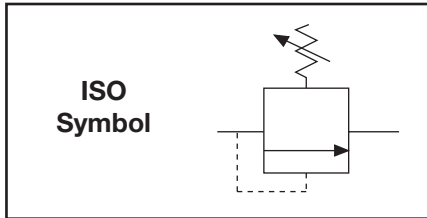
## FLOW CHART



## DIMENSIONS inches (mm)

A	B	C	Depth †	Weight † lb (kg)
1.6 (41)	2.28 (58)	0.4 (10)	1.6 (41)	0.30 (0.14)

† Less gauge.



## ORDERING INFORMATION

Change the letters in the sample model number below to specify the CO<sub>2</sub> relief valve you want.

**CX- 2 A 0 B 2 A 0- 2 C G W**

### ANODIZED TYPE

None ..... A  
Clear Anodized head and ..... B  
dome.

### DOMES TYPE

Threaded metal dome ..... 0  
Stainless steel adjustment screw and  
stainless steel nut.  
Threaded plastic dome ..... 1  
standard adjustment knob.  
Non threaded metal dome ..... 3  
Stainless steel adjustment screw and  
stainless steel nut. (cannot be used with  
panel mount nut)

### O-RING AND SEAL MATERIAL

Neoprene seals, o-rings, ..... 2  
and diaphragm.  
Nitrile seals, o-rings and ..... 1  
diaphragm.

### GAUGE OPTION

No Gauge ..... Leave blank  
Gauge 0-160 psig ..... G

### PORT TYPE

NPTF threads ..... Leave blank  
BSPF threads ..... W

### SPRING RANGES

0-250 psig (0-17.3 bar) ..... J  
0-125 psig (0-8.6 bar) ..... C  
0-50 psig (0-3.4 bar) ..... D  
0-15 psig (0-1 bar) ..... F  
0-30 psig (0-2.1 bar) ..... H

### PORT SIZE

1/8-NPTF ..... 1  
1/4-NPTF ..... 2

### PANEL MOUNT NUTS

None ..... A  
Plastic nut ..... B  
Plastic hex nut ..... C  
Metal nut \* ..... D

\* If anodize is chosen, then panel  
mount nut will be the same color.