

Check Valves

V60 Models Port Size: 1/8 to 1

Model Shown: V60-4



- ◆ Flow-actuated so that they allow full air flow in one direction, but are fully closed to air flow in the opposite direction.
- ◆ Self-cleaning poppet design tolerates dirty air.
- ◆ NPTF port threads; optional BSPP threads.

Model Shown: V60-8



SPECIFICATIONS

Ambient/Media Temperature:

40° to 175°F (4° to 79°C).

Fluid Media: Compressed air.

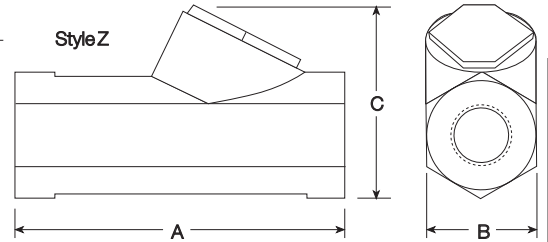
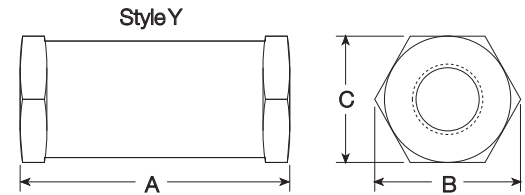
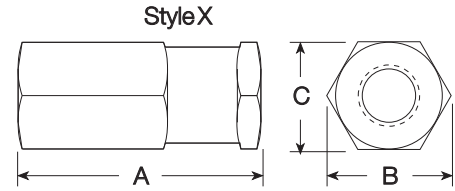
Inlet Pressure:

5 to 150 psig (0.3 to 10 bar) maximum.

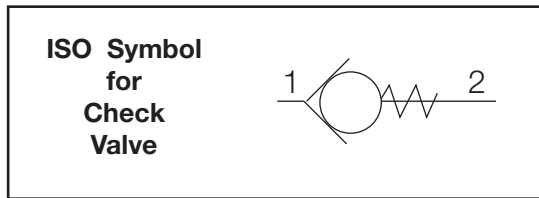
Cracking Pressure: Less than 1.5 psi (0.1 bar).

DIMENSIONS inches (mm)

Valve Style	Port Size	Average C _v	A	B	C	Weight lb (kg)
X	1/8	0.5	2.71	.2	1.0	0.5
	1/4	0.5	(69)	(30)	(25)	(0.23)
Y	1/4	2.9	2.8 (71)	1.6 (40)	1.4 (35)	0.5 (0.23)
	3/8	3.7	2.8 (71)	1.6 (40)	1.4 (35)	
	1/2	3.9	3.7 (94)	1.6 (40)	1.4 (35)	
Z	3/4	8.6	8.6	4.8	1.8	3.2 0.9
	1	8.3	(122)	(46)	(81)	(0.41)



Check Valves, V60 Series



ORDERING INFORMATION

Order by the model number given in the chart below.
For **BSPP** port threads add W to the end of the model number.

Valve Style	Port Size	Average C _v	Model Number
X	1/8	0.5	V60-1
	1/4	0.5	V60-2
Y	1/4	2.9	V60M-2
	3/8	3.7	V60-3
	1/2	3.9	V60-4
	1/2	5.2	V60M-4
Z	3/4	8.6	V60-6
	1	8.3	V60-8
	1	17	V60M-8